

# One name - three models

Family overview:

	Jump alpha	Jump beta Sport	Jump beta BSA
Seat width	24 - 38 cm	30 - 50 cm	30 - 50 cm
Seat depth	26 - 38 cm	34 - 54 cm	34 - 54 cm
Back height	25 - 45 cm	25 - 50 cm	30 - 50 cm
Weight capacity	75 kg	120 kg	120 kg
Wheel sizes	20" - 24"	22" - 26"	22" - 26"
Lower leg length	4", 5", 5,5", 6"	4", 5", 5,5", 6", 7"	4", 5", 5,5", 6", 7"
Abduction	✓	✓	✓
Foldable	✓	✓	✓
XL version		✓	✓
Suitable as a seat for transport in a vehicle according to ISO 7176-19	✓	✓	✓

## Equipment examples

All equipment options are on the order form of the corresponding wheelchair




seat and back cover

caddy

outdoor front end

tipping lever

push bow



sun shade

detachable leg supports

arm pads

desk side guard can be folded back

And much more ...

Jump-Family Foldable all-rounders for all ages



# Jump Family



Foldable active wheelchairs for children, adolescents and adults  
Space-saving companions for on the go



Small and foldable



The „big“ brother



Closer, thanks to detachable leg supports

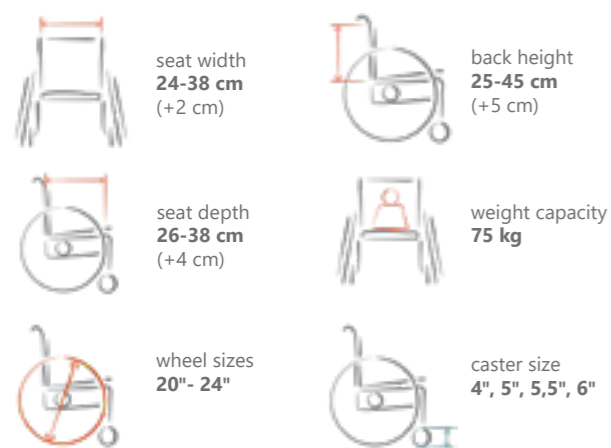


Unique people, unique solutions.



# Jump alpha

German aid index N° 18.50.03.1079

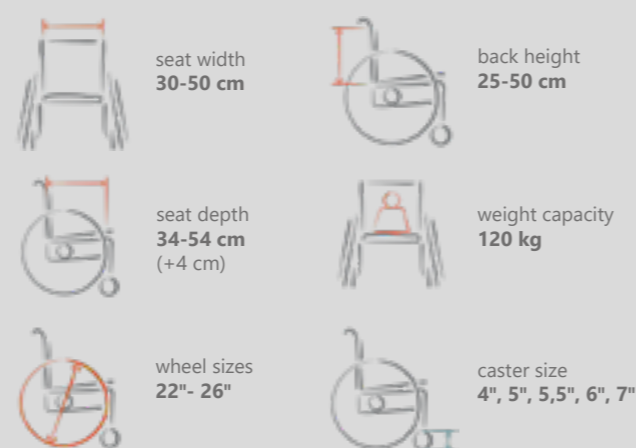


## Overview

- foldable wheelchair for children and adolescents
- reliable, flexible, versatile
- supports the inclusion of its users by allowing an active and self-dependent lifestyle
- minimized package size, optimized flexibility and highest stability
- suitable as a seat for transport in a vehicle according to ISO 7176-19

# Jump beta Sport

German aid index N° 18.50.03.1084

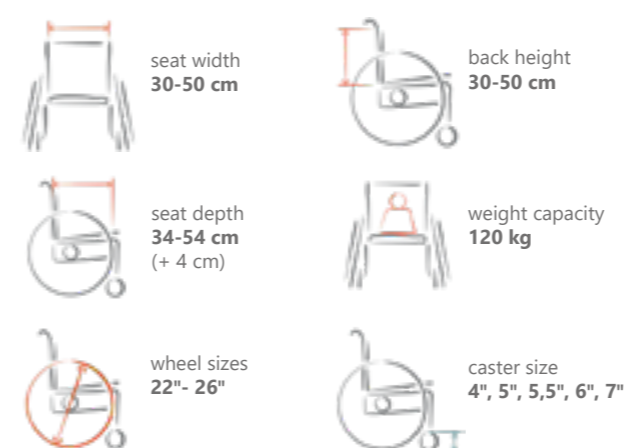


## Overview

- foldable activity wheelchair for adolescents and adults
- versatile follow-up model of the smaller Jump alpha and even exceeds its enormous range of options
- continues a mobilization initiated in early childhood up to a high adult age
- all frames available in XL version
- suitable as a seat for transport in a vehicle according to ISO 7176-19

# Jump beta BSA

German aid index N° 18.50.03.1083



## Overview

- foldable activity wheelchair for adolescents and adults
- detachable and swing-back leg supports
- enables a large therapeutic range with an exact determinable therapeutic benefit with its numerous variety of equipment
- swiveling footrest with physiological pivotal point
- suitable as a seat for transport in a vehicle according to ISO 7176-19

